


Housing and Homelessness in California



HOUSING
CALIFORNIA

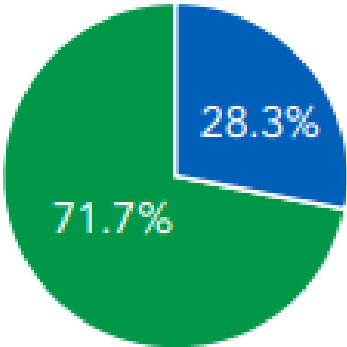
Christopher Martin
Legislative Advocate, Homelessness

CALIFORNIA



Total Homeless, 2019
151,278

38.3 in every **10,000**
people were experiencing
homelessness



■ Unsheltered (108,432)
■ Sheltered (42,846)

Estimates of Homelessness

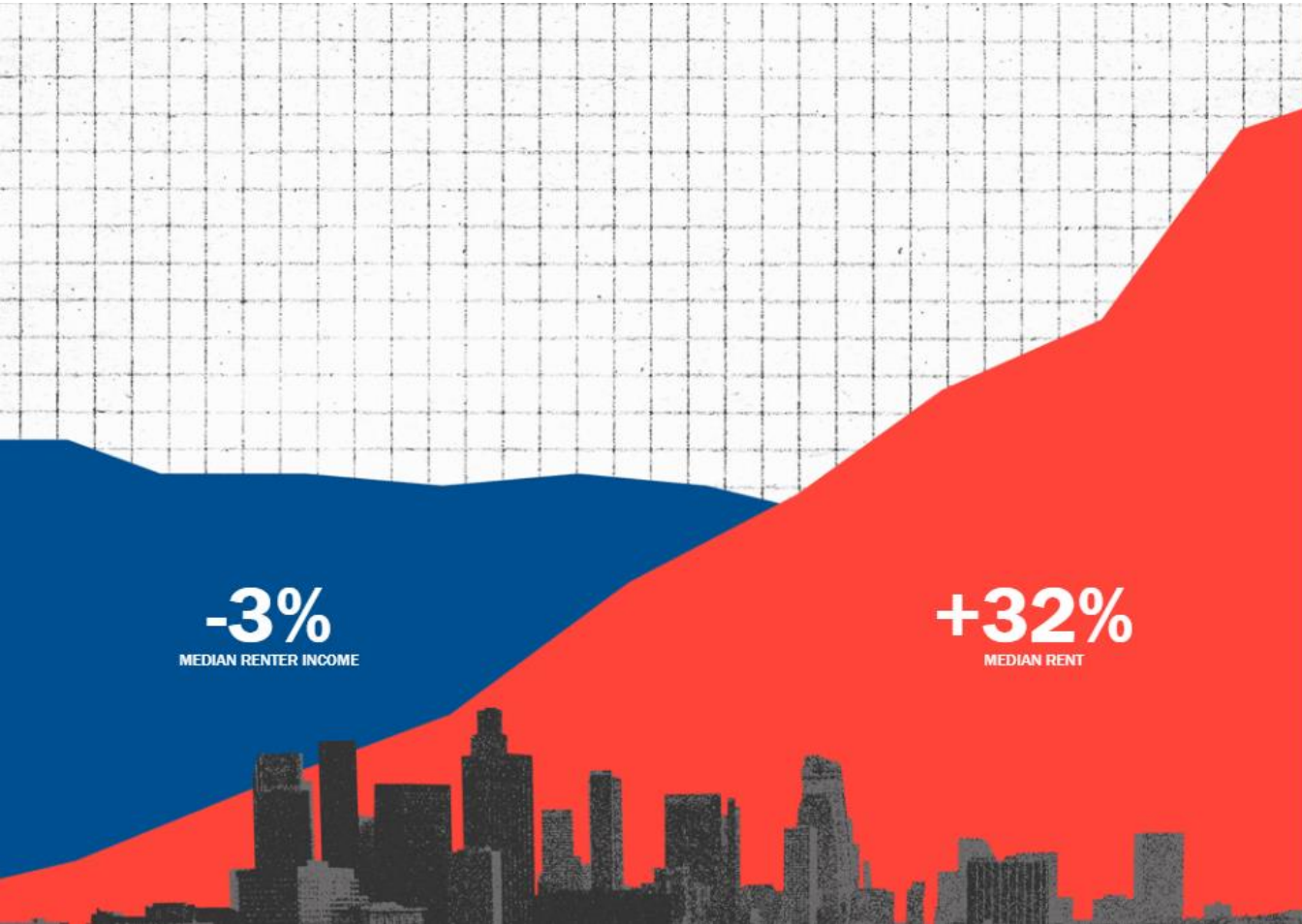
128,777 individuals

22,501 people in families
with children

11,993 unaccompanied
homeless youth

10,980 veterans

39,275 chronically homeless
individuals



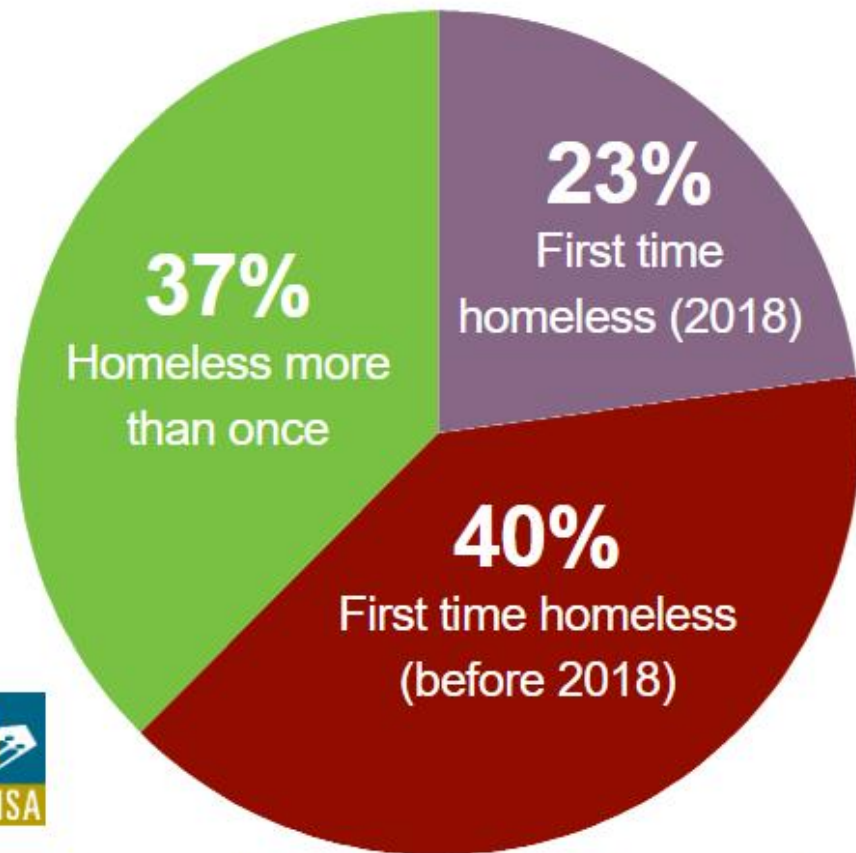
Rents are up. Wages are not.

Since the year 2000, median rent in L.A. County is up 32% while median renter income is down 3%.



[SIGN UP](#)

53% of people experiencing first-time homelessness²⁰ cited "Economic Hardship" as a leading factor

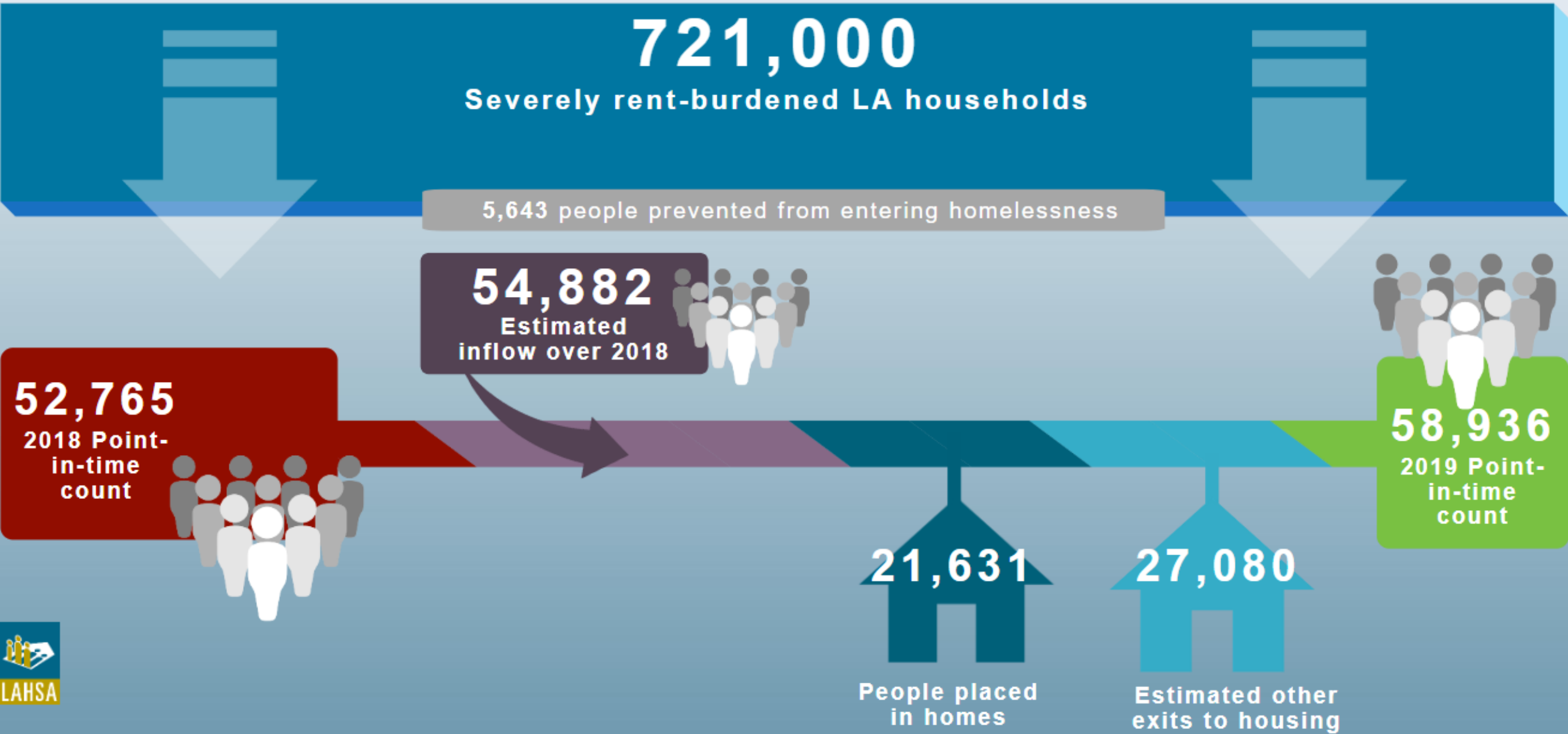


More than half of unsheltered adults are on their first episode of homelessness

About a quarter of unsheltered adults lost their housing in 2018 and are experiencing homelessness for the first time*

*LA CoC excludes Glendale, Pasadena, and Long Beach CoCs


We housed **more people than ever**, yet our housing affordability crisis drove a net rise in homelessness



Out of Reach 2019: California

[Out of Reach](#) | [About Out of Reach](#) | [View State Data](#)

#2 California

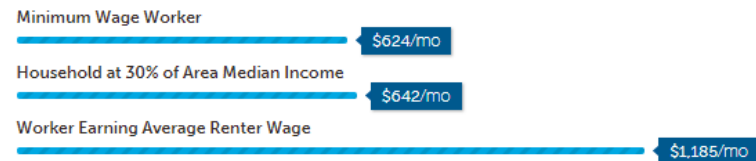
 [View State Map](#)

SELECT STATE:

State Facts


MINIMUM WAGE	\$12.00
AVERAGE RENTER WAGE	\$22.79
2-BEDROOM HOUSING WAGE	\$34.69
NUMBER OF RENTER HOUSEHOLDS	5,863,813
PERCENT RENTERS	45%


Affordable Rent for Low Income Households




Fair Market Rent



 Working at minimum wage
\$12.00/hr

 Each week you have to work
91 HOURS!

 To afford a modest 1 bedroom rental home at Fair Market Rent

DOWNLOAD State Report >>

CONNECT TO NETWORK California >>



FIGURE 2

California's Lowest Income Households Experience Higher Rates of Severe Cost Burden

